

Baltic Research Programme funded under the EEA Grants (2014-2021) Results of the Lithuanian call 2020 submission of proposals

By the deadline of 3 April 2020, 19 Lithuanian research institutions as Project Promoters had submitted 79 proposals.

Table 1. Number of proposals and amount of project grant applied by Project Promoter

Institution (Project Promoter)	Proposals	Applied funding
Vilnius University	15	13 630 572,28
Kaunas University of Technology	10	9 321 447,80
Vytautas Magnus University	9	8 210 698,05
Klaipeda University	7	6 967 183,01
State research institute Center for Physical Sciences and Technology	5	4 983 859,70
Lithuanian Energy Institute	5	4 675 642,10
Lithuanian University of Health Sciences	5	4 909 801,90
Vilnius Gediminas Technical University	5	4 953 844,40
Kaziemiero Simonaviciaus University	3	2 974 793,70
Lithuanian Research Centre for Agriculture and Forestry	3	2 862 721,80
Mykolas Romeris University	2	1 993 360,70
Nature Research Center	2	1 671 769,40
State Research Institute Center for Innovative Medicine	2	1 999 819,00
Lithuanian Institute of Agrarian Economics	1	855 393,70
Lithuanian Sports University	1	999 686,20
Lithuanian Culture Research Institute	1	887852,70
Lithuanian Social Research Centre	1	983 116,50
ISM University of Management and Economics	1	992 750,00
Institute of the Lithuanian Literature and Folklore	1	998 630,00
Total	79	74 872 942,94

Out of the 79 applications, 19% were submitted by the Vilnius University, 12,6% by the Kaunas University of Technology, 11,4% by the Vytautas Magnus University, 8,9 % by the Klaipeda University and the rest by the other various research institutions.

The smallest applied amount of grant was 510 676 EUR, the biggest one - 1 000 000 EUR and the average grant requested was 947 759 EUR. Total amount of applied funding was 74 872 943 EUR. Available total budget, including co-funding rate, of the proposals for this call is € 10 641 176 MEUR.

Gender balance

Out of the 79 Principal Investigators, 43 were males (54%) and 36 females (46%) (see Figure 1). Gender balance within the senior research team of Project Promoter: 127 (42%) males and 178 (58%) females (see Figure 2). Considering the participation of senior research staff, the minimum involvement was 0

researcher per proposal (2 proposals) and the maximum one - 12 researchers per proposal (1 proposal). On average, 4 researchers participated in a proposal as senior research staff.

Figure 1. Number of male and female Principal Investigators (Project Promoter)

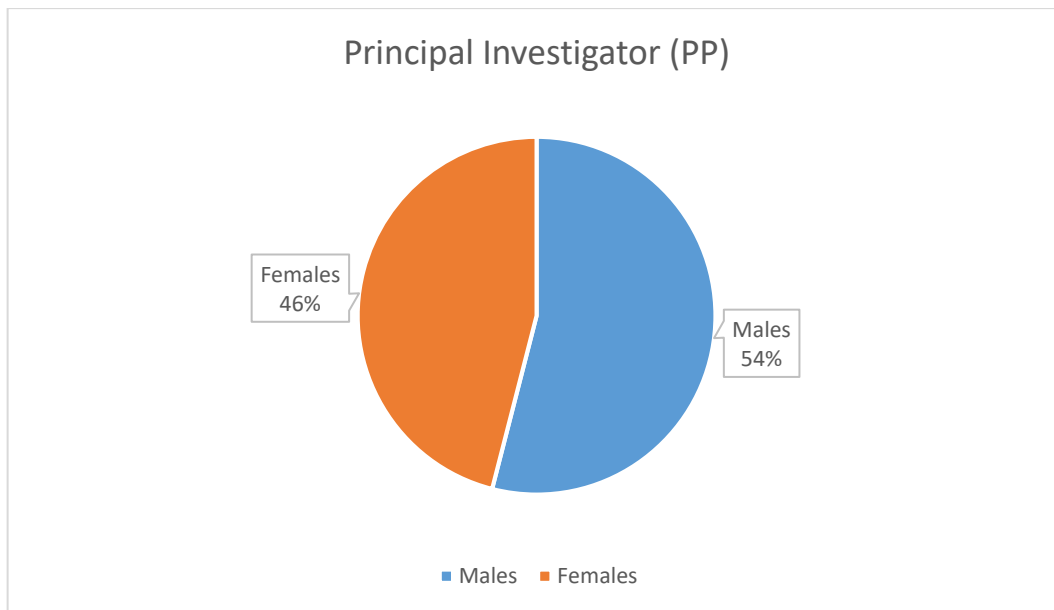
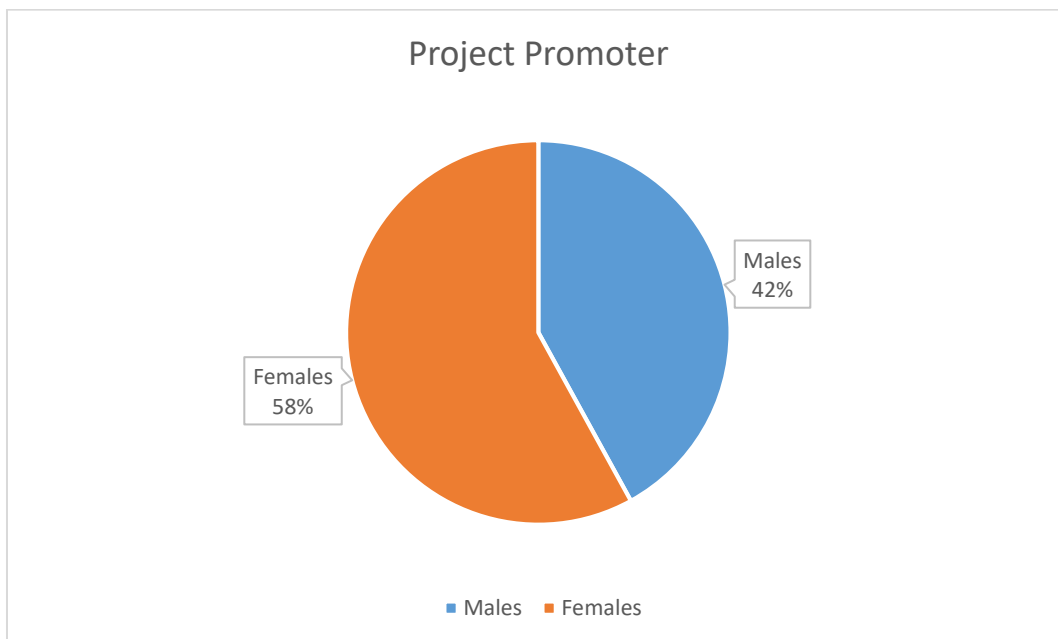


Figure 2. Gender balance in the senior research staff of Project Promoter



Areas and challenges of the call

Proposals were invited in all areas of fundamental and applied sciences. In 41 applications (52%), more than one Frascati research area was listed, 38 applications (48 %) indicated one research area. In the application form, applicants indicated themselves the main research field of their proposal (see Figure 3) and a supplementary research field in there was any (see Figure 4 with all research fields within all proposals). 10 applications were of cross-disciplinary nature in terms that they include social sciences

and humanities (SSH) or, otherwise, SSH based proposals integrate research from other research fields. In Figure 3 and Figure 4, applications are distributed between domains for statistical purposes only, the content of the application is taken into account in the assessment and applications are evaluated in a single rank.

Figure 3. Division between **the main research fields** of the proposals based on Frascati research fields

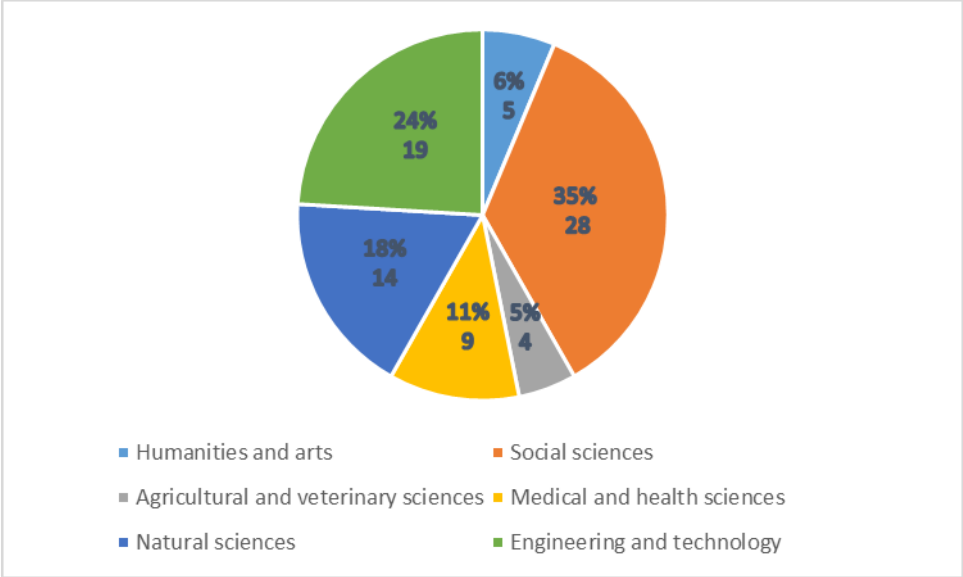
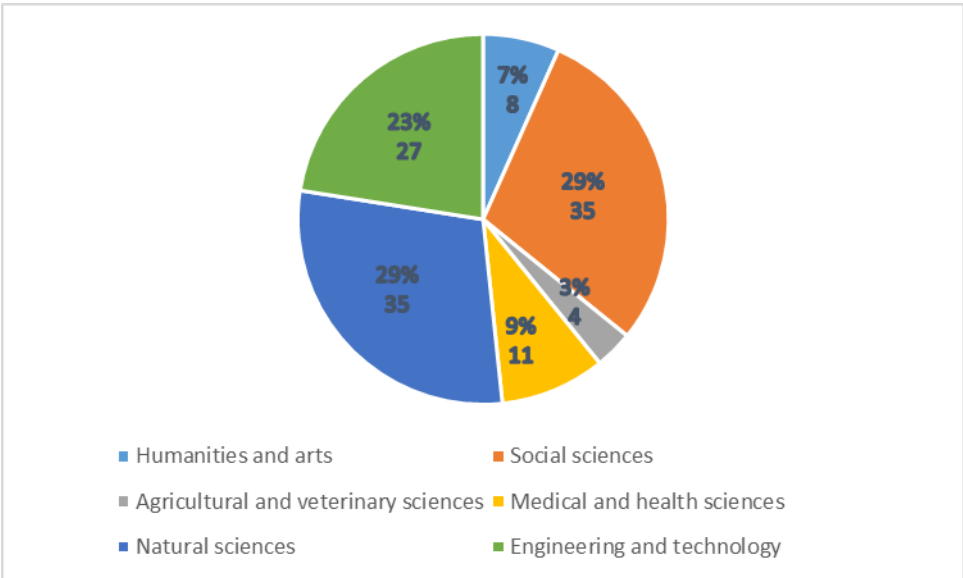


Figure 4. Division between the **all research fields** indicated in the proposals based on Frascati research fields



Challenges

All proposals were submitted as challenge-based ones. 72 proposals of 79 proposals submitted to the call were indicated as addressing one challenge. There are 5 proposals addressing two challenges and 2 proposals addressing three challenges. In general, in this regard, the picture is different from the first

call of the Baltic Research Programme in Estonia, 2018/2019 in which the proposals submitted as a rule addressed several challenges.

The most submitted challenges are the challenge 1. Technologies and innovation development (33 proposals) and challenge 4. Culture, migration and inclusive society (20 proposals), the smallest number of proposals was submitted for challenge 2. Cyber security (5 proposals).

Table 2. Number of proposals addressing the respective challenge

Challenge 1 (Technologies and innovation development)	33 proposals
Challenge 2 (Cyber security)	5 proposals
Challenge 3 (Preventive and personalized medicine)	14 proposals
Challenge 4 (Culture, migration and inclusive society)	20 proposals
Challenge 5 (Economic, social challenges and innovative society)	16 proposals
Application does not address any of the challenges	0 proposal

Table 3. Number of proposals based on a number of submitted challenges

72 proposals	1 challenge (different ones)
5 proposals	2 challenges (only challenges 4 and 5)
2 proposals	3 challenges (challenges 2,4,5 and 2,3,5)

Project Partners

It was a requirement to involve at least one partner from Latvia and one partner from Estonia and at least one partner from Norway and/or Iceland and/or Liechtenstein. The partners to carry out research projects led by Lithuanian researchers are 24 institutions from Latvia, 14 - from Estonia, 34 - from Norway, 6 - from Iceland, and 1 - from Liechtenstein. In total, 91 partner institutions were involved, including 8 partner institutions from Lithuania and 4 partner institutions from third countries. The most involved project partner's country was Latvia (88 proposals) followed by Estonia (83) and Norway (79). 3 proposals had involved partners from the third countries: United Kingdom (2 partner institutions in one proposal), Republic of Belarus (1) and People's Republic of China (Hong Kong) (1). 11 proposals had involved 2 project partners from Norway and/or Iceland and/or Liechtenstein and 1 proposal had involved partners from Norway, Iceland and Liechtenstein. On average, 4 project partners were involved per 1 proposal.

Table 4. Number of proposals having the Project Partners from the following countries

Project Partner's country	Number of proposals
Latvia	88
Estonia	83
Norway	79
Iceland	17
Lithuania	10
Third countries	3
Liechtenstein	2

Table 5. Most involved partner institutions

Partner institution	Number of proposals
University of Tartu	30
Tallinn University of Technology	28
University of Latvia	28
University of Iceland	11
Tallinn University	10
Riga Technical University	10
SINTEF	8
Estonian University of Life Sciences	7
Norwegian University of Science and Technology	6
Arctic University of Norway	6
University of Oslo	5
Latvian Institute of Organic Synthesis	5

Source: Research Council of Lithuania 22 April 2020)